

Do you want Surgery with a Scalpel? Or a Chainsaw?

Effectively applying
Asset Management Principles
to survive budget reductions

LADDERUP
Consulting Ltd.

Today

Why Scalpel or Chainsaw?

Fiscal Prognostications

Why Is This So Complicated?

Apply a Framework

Now What?

Audience Participation!


Your input is valuable!

www.pollev.com/dorianluc

Most active commenter will receive
a \$25 Gift Certificate

LADDERUP
Consulting Ltd.

www.pollev.com/dorianluc



LADDERUP
Consulting Ltd.

Audience Participation!

Question:
What Municipality
or Organization
do you work for?

www.pollev.com/dorianluc

LADDERUP
Consulting Ltd.

Fiscal Prognostications

Fiscal Prognostications



Report and Recommendations

Blue Ribbon Panel on Alberta's Finances

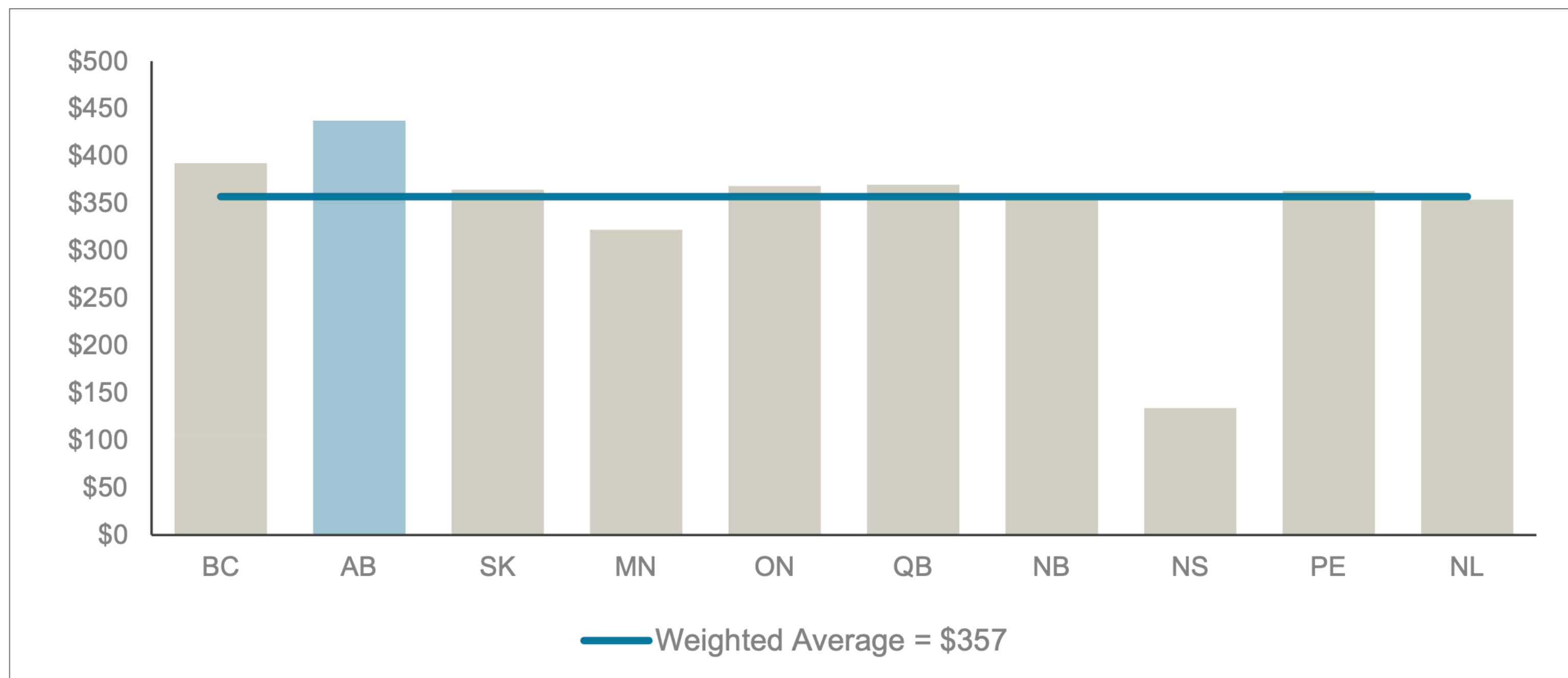
LADDERUP
Consulting Ltd.

Fiscal Prognostications

- ✓ Health
- ✓ Education
- ✓ Capital Spending
 - ➡ Municipalities
- ✓ Program Reviews

Fiscal Prognostications

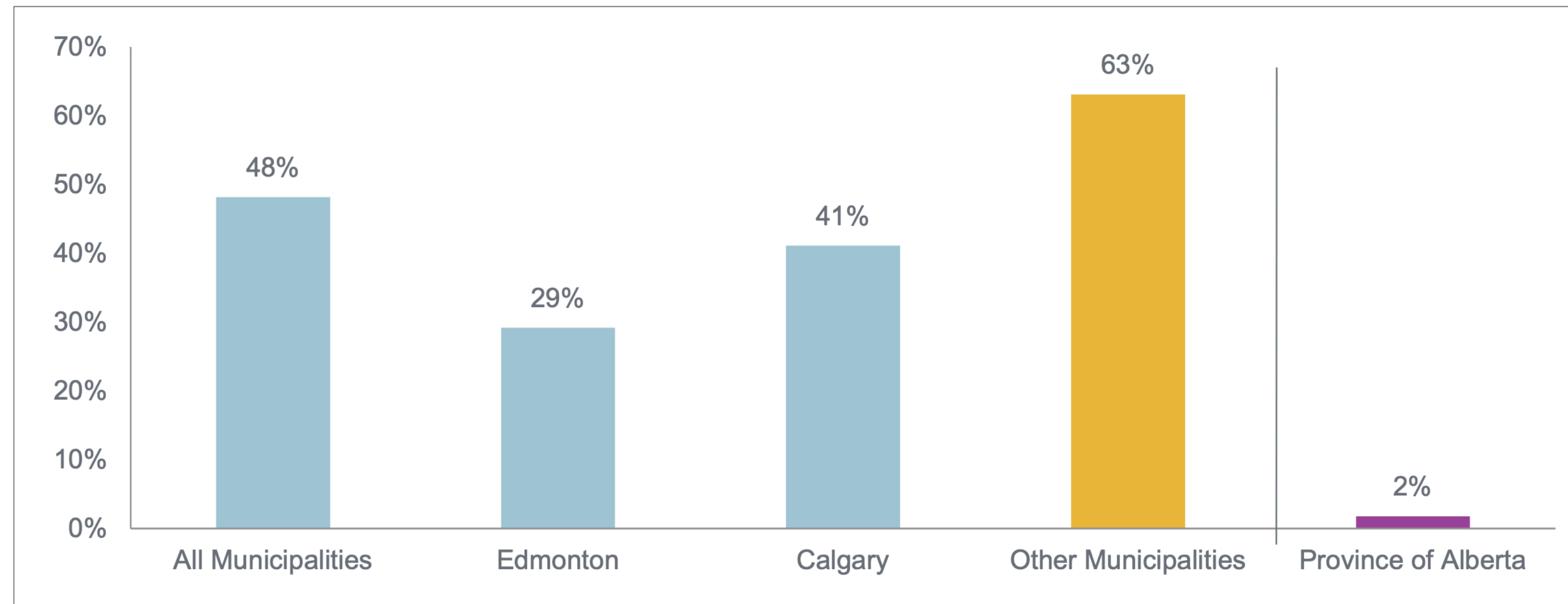
FIGURE 26: ALBERTA'S CAPITAL GRANTS TO MUNICIPALITIES HIGHER THAN OTHER PROVINCES (2018/19)¹¹



Source: Provincial Territorial (Municipal) Officials Committee, Alberta Treasury Board and Finance and Alberta Municipal Affairs Calculations.

Fiscal Prognostications

FIGURE 27: MUNICIPALITIES' REVENUE GROWTH EXCEEDS REVENUE GROWTH FOR THE PROVINCE (2007 TO 2017)



Note: 2007 (2017) refers to a calendar year for municipalities and to the 2007-08 (2017-18) fiscal year for the Province

Source: Alberta Municipal Affairs Population list, Municipal Financial & Statistical Data, Alberta's budget documents, Statistics Canada

Fiscal Prognostications

The Panel found that government net capital stock per capita, both provincial and municipal, has been consistently above the 10-province average, especially in the last decade . In 2017, the provincial government's net capital stock per capita was 19% above the 10-province average and the municipal governments' stock was 81% above the average, bringing the combined provincial-municipal measure to 44% above the national average .

Fiscal Prognostications

Recommendation 15: Examine capital funding to municipalities with the goals of:

- **aligning funding to provincial priorities**; municipalities to share more in the costs of major projects;
- bringing Alberta's provincial **and municipal per capita capital stock** in line with the comparator provinces,
- establishing accountability mechanisms and performance measures to **monitor the delivery of municipal programs and services** and value for money spent, so citizens have the ability to constructively evaluate their local government and their use of tax dollars; and
- making **better use of federal infrastructure funding, though the Investing in Canada Infrastructure Program (ICIP)** as a means of more effectively managing the costs of the Capital Plan.

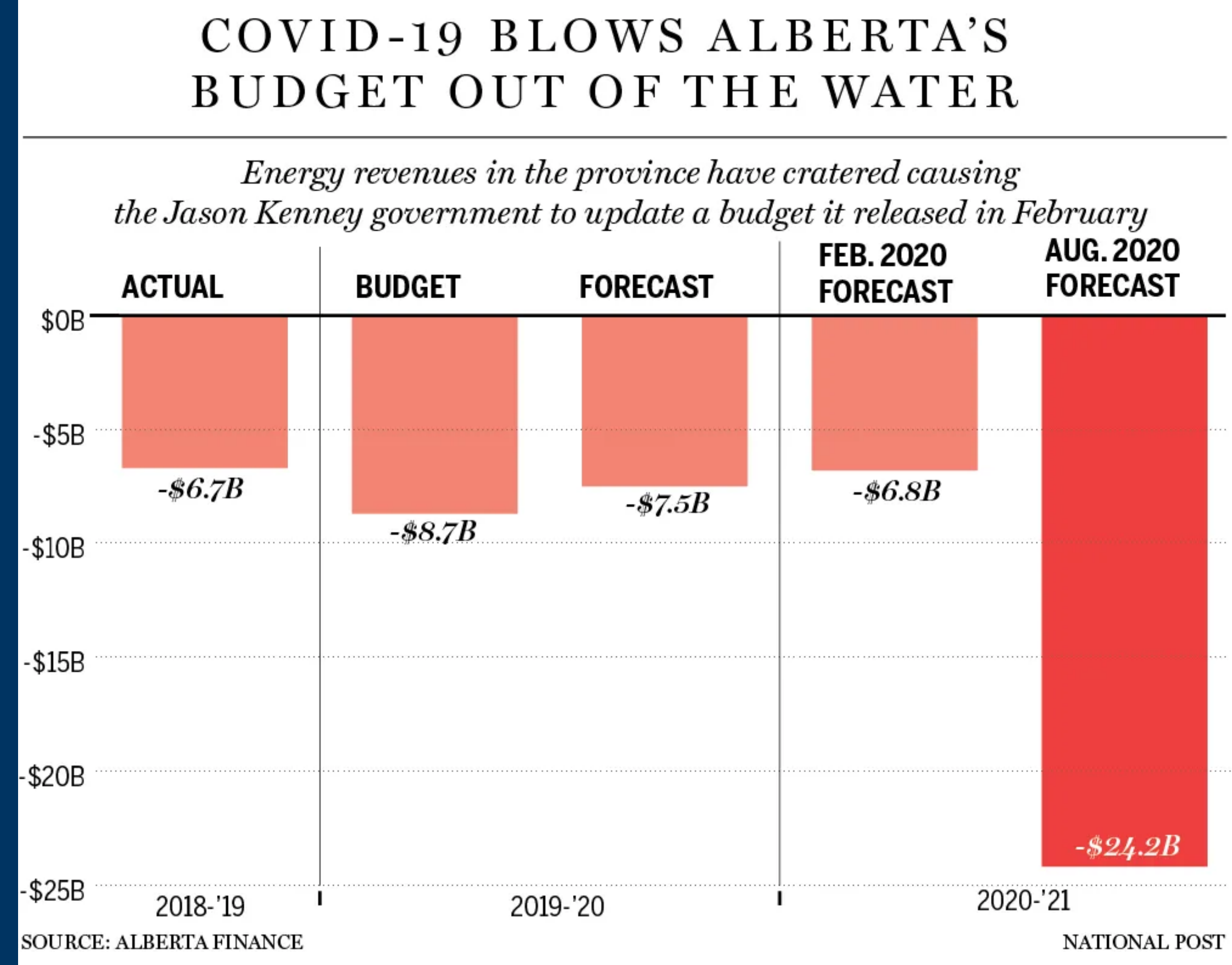
Fiscal Prognostications

Municipalities - So Far

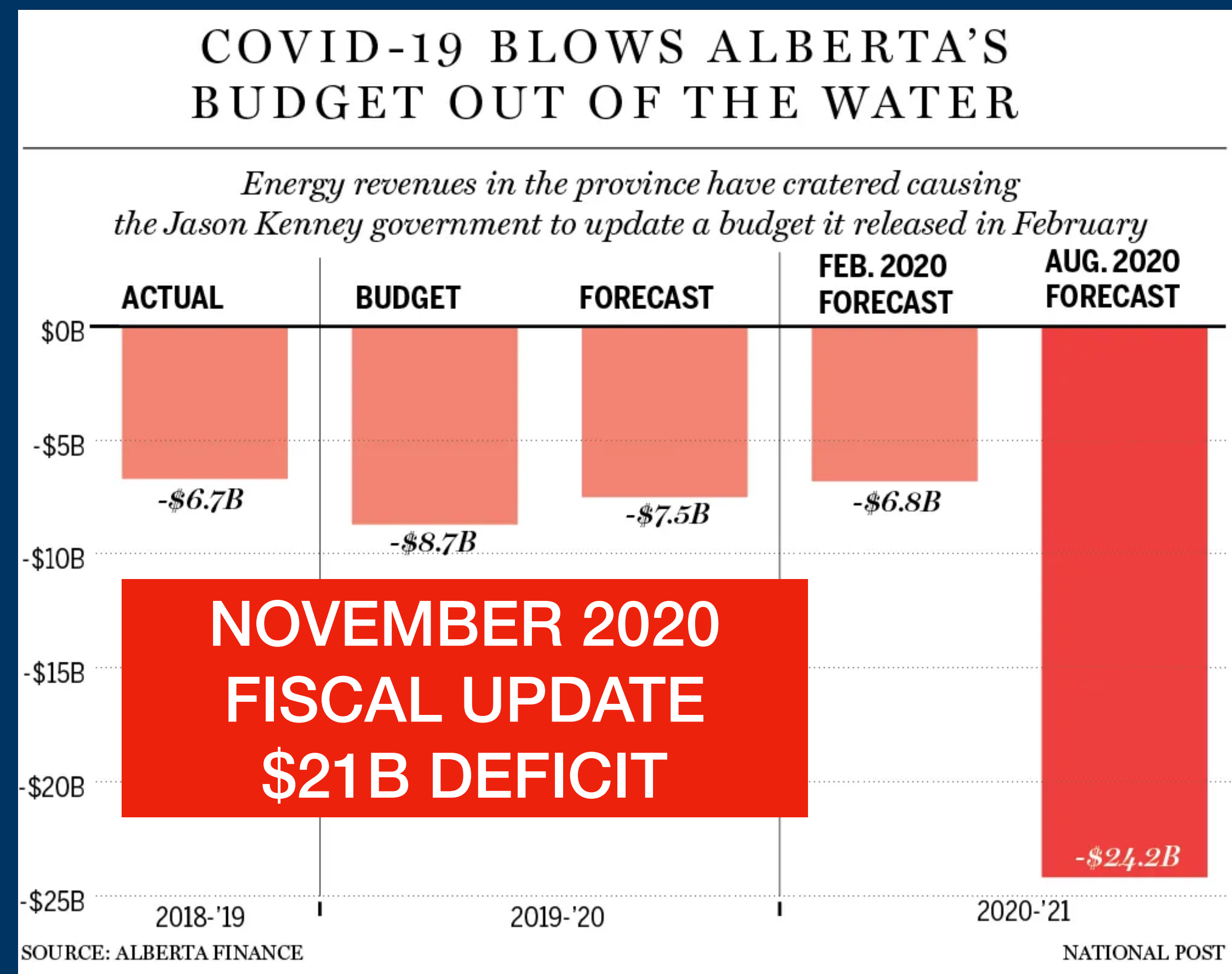
- ✓ Grants in Place of Taxes
- ✓ Linear Assessments (almost)
- ✓ Local Government Fiscal Framework
- ✓ MSP & Red Tape Reduction

➡ COVID-19

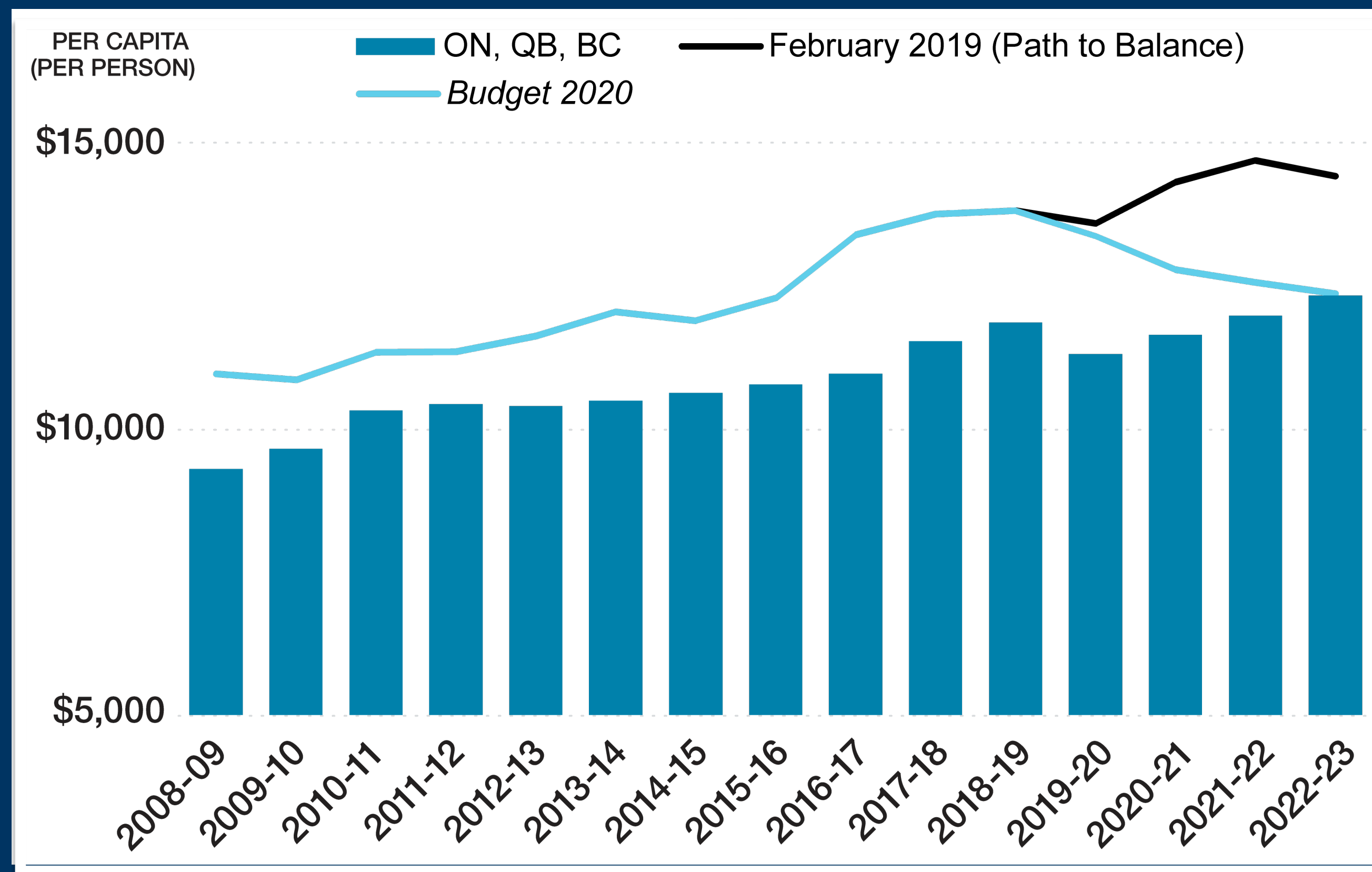
Fiscal Prognostications



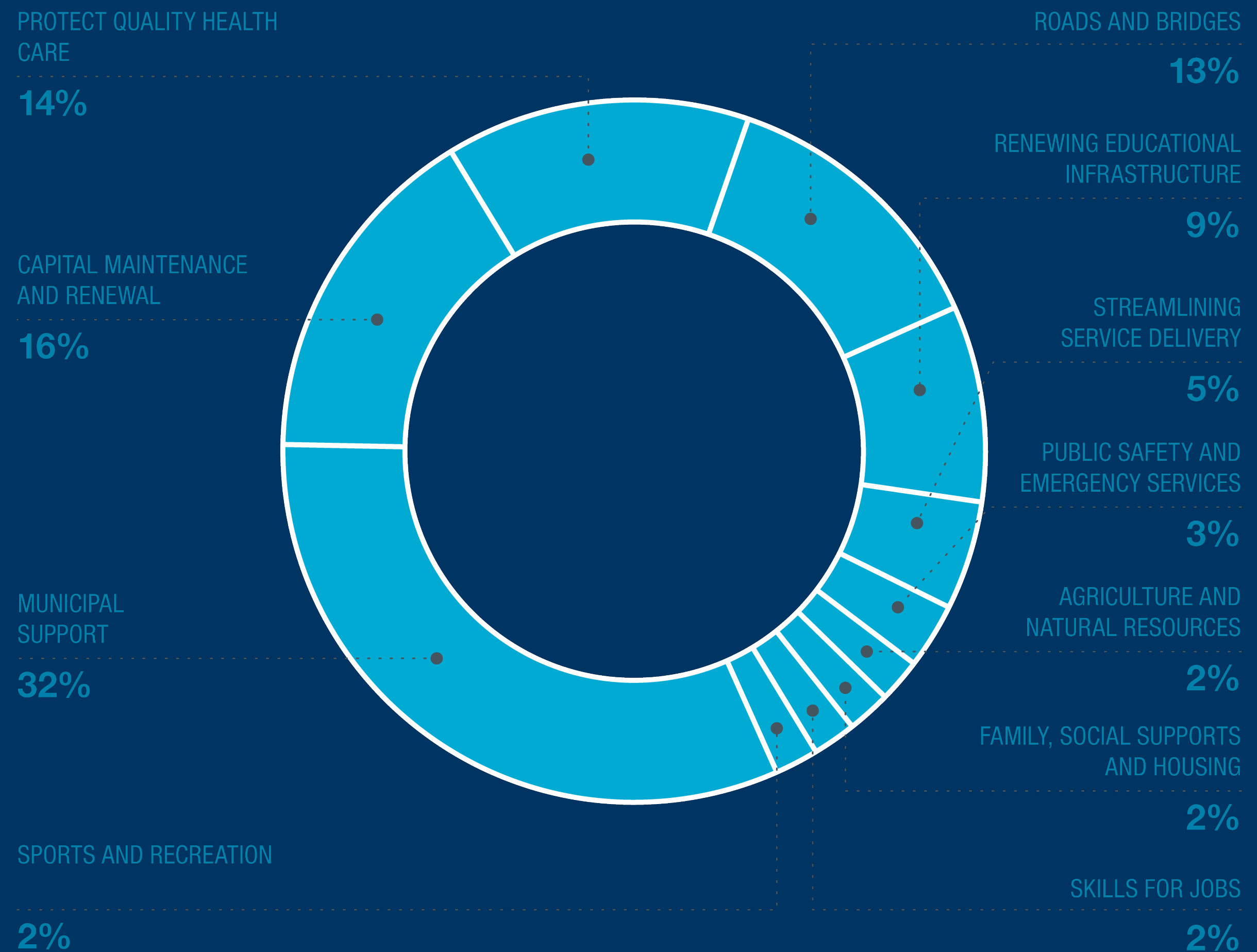
Fiscal Prognostications



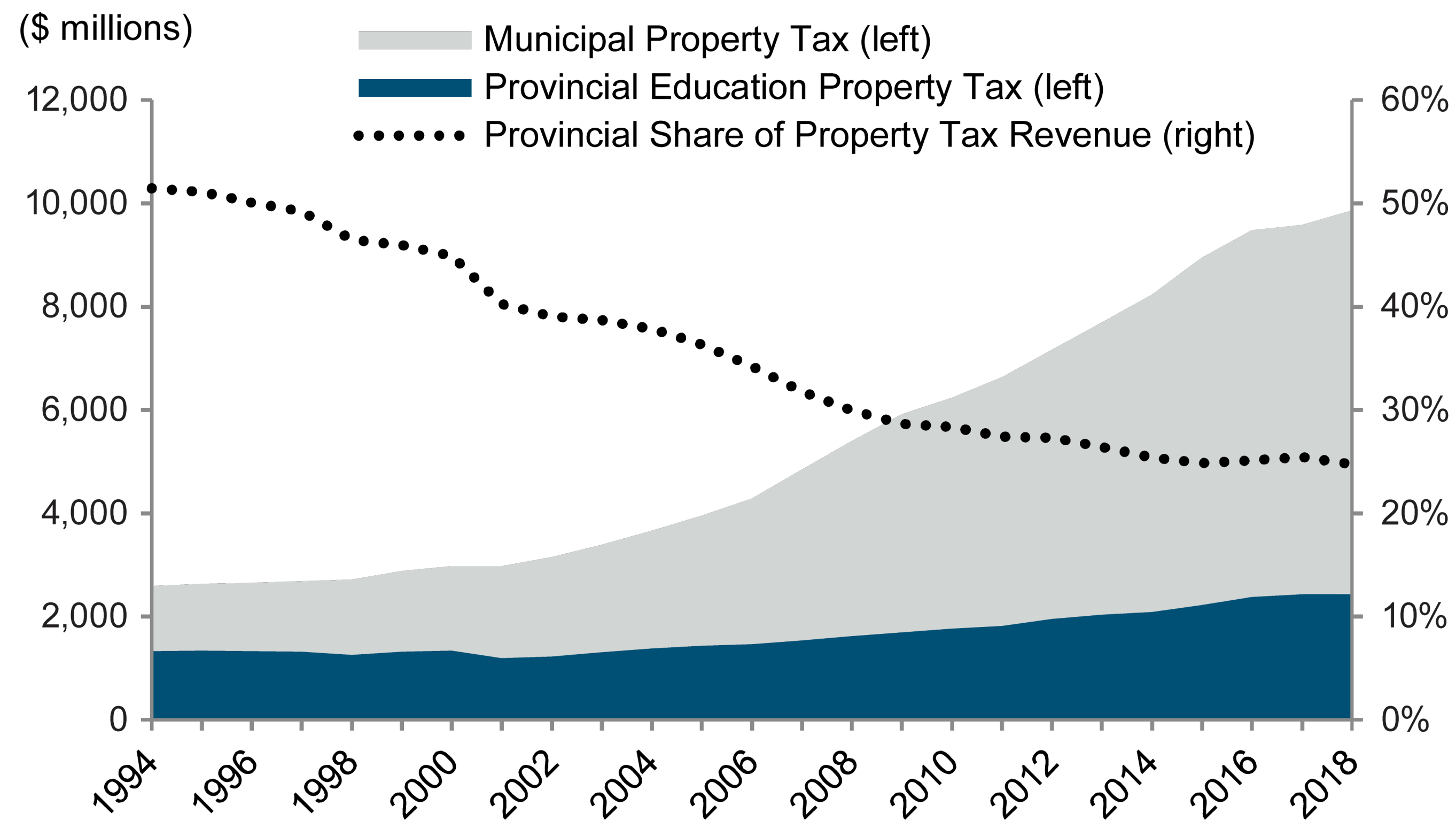
Fiscal Prognostications



Fiscal Prognostications



Fiscal Prognostications



Fiscal Prognostications



EXPECT CUTS

By Shaun Penner

**Letter to Alberta mayors:
provincial funding likely to be
cut** - November 2020

LADDERUP
Consulting Ltd.

POLLING!

Do you agree that the upcoming Provincial Budget will have a negative impact on Municipalities?

- **Strongly Disagree**
- **Disagree**
- **Agree**
- **Strongly Agree**

 **Poll locked.** Responses not accepted.

Visual settings



Activate



Show responses



Lock



Clear responses



Full screen



Do you agree that the upcoming Provincial Budget will have a negative impact on Municipalities?

Agree

45%

Strongly Agree

45%

Disagree

7%

Strongly Disagree

3%

Next



Previous



POLLING QUESTION(s)

In my role, I have actively started thinking about how I might lead my team through a period of cost reduction

- **Strongly Disagree**
- **Disagree**
- **Agree**
- **Strongly Agree**

The Easy Solution?

DO MORE WITH LESS!

DRAW FROM RESERVES!

TOO MUCH MANAGEMENT!



Why is this so Complicated?

Many Lines of Business

Why is this so Complicated?


Many Lines of Business



LADDERUP
Consulting Ltd.

Why is this so Complicated?

Multiple Perspectives



Apply a Framework

Apply a Framework

Any Framework in a Storm

Core vs Discretionary Services

Level of Service Setting

Risk Assessment

Strategic Alignment

Does it Work?

We're going to try this together

We'll look at 2 services

We'll assign Core vs. Discretionary

We'll define Service Level

We'll think about Strategy

We'll assess Risk

We'll tell the story...of DORIANVILLE

Services

Roads - Snow Removal



Recreation - Playground



LADDERUP
Consulting Ltd.

Services

Roads - Snow Removal

Plow Snow (main & secondary)

Remove Windrows

Maintain lane width

Recreation - Playground

Safe Playspaces


Accessible

Supervision

Core vs. Non Core

Core vs. Non Core

*Core
(Essential)*



Legislated Activities

Public Safety & Security

Municipal Infrastructure

Stewardship of Assets and Environment

Crime Prevention

Special Services for the Disadvantaged

Leisure Opportunities


Cultural Support Activities

User Pay Services

*Less Core
(Discretionary)*

Core vs. Non Core

*Core
(Essential)*



Together we're going to
decide where these
services fit:

Core?

or

Less Core?

*Less Core
(Discretionary)*

Core vs. Non Core

Polling!

 **Poll locked.** Responses not accepted.

Visual settings 

Activate 

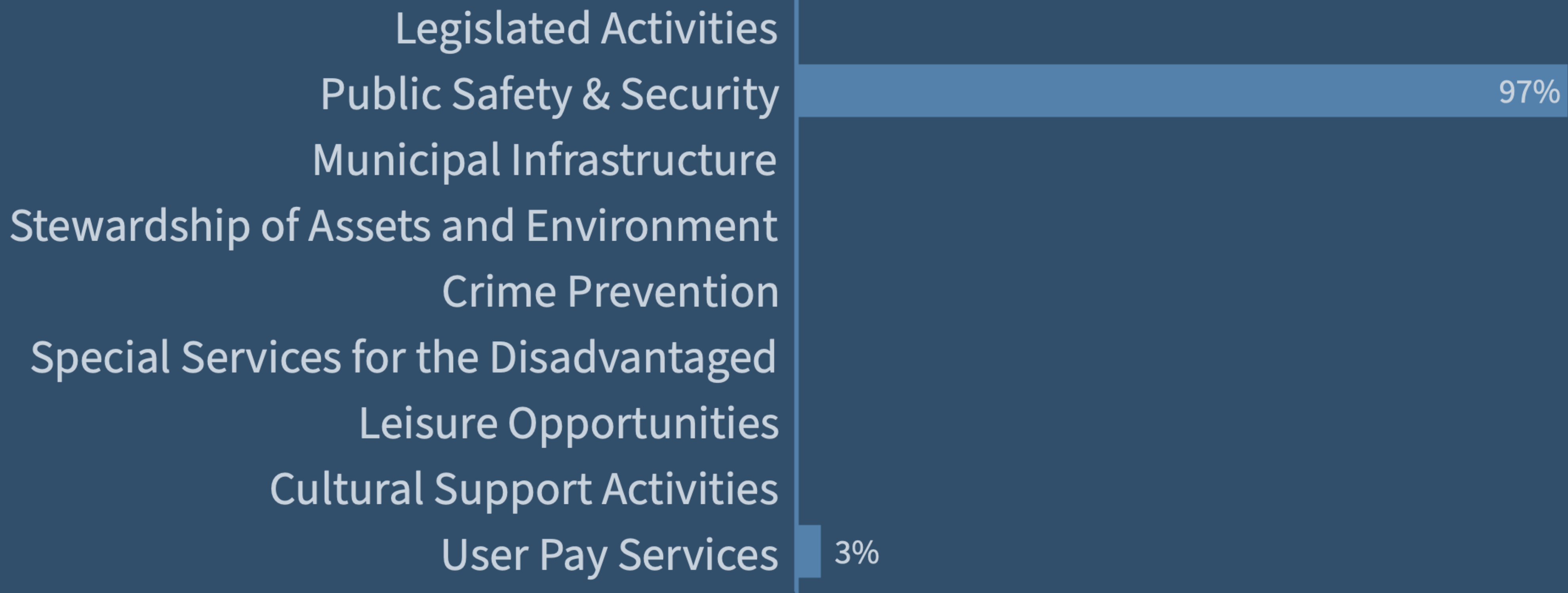
Show responses 

Lock 

Clear responses 

Full screen 

Where does SNOW REMOVAL fit on the Core vs Discretionary scale?



Next 

Previous 

 **Poll locked.** Responses not accepted.

Visual settings 

Activate 

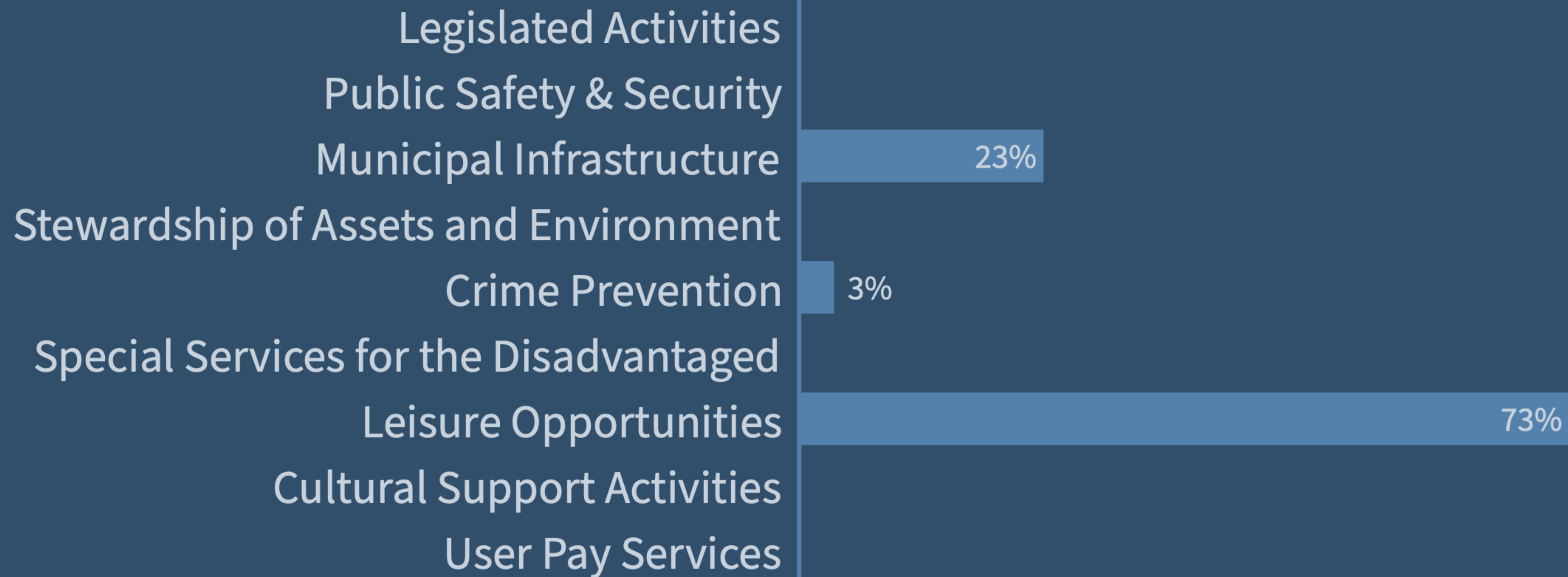
Show responses 

Lock 

Clear responses 

Full screen 

Where do PLAYGROUNDS fit on the Core vs Discretionary scale?

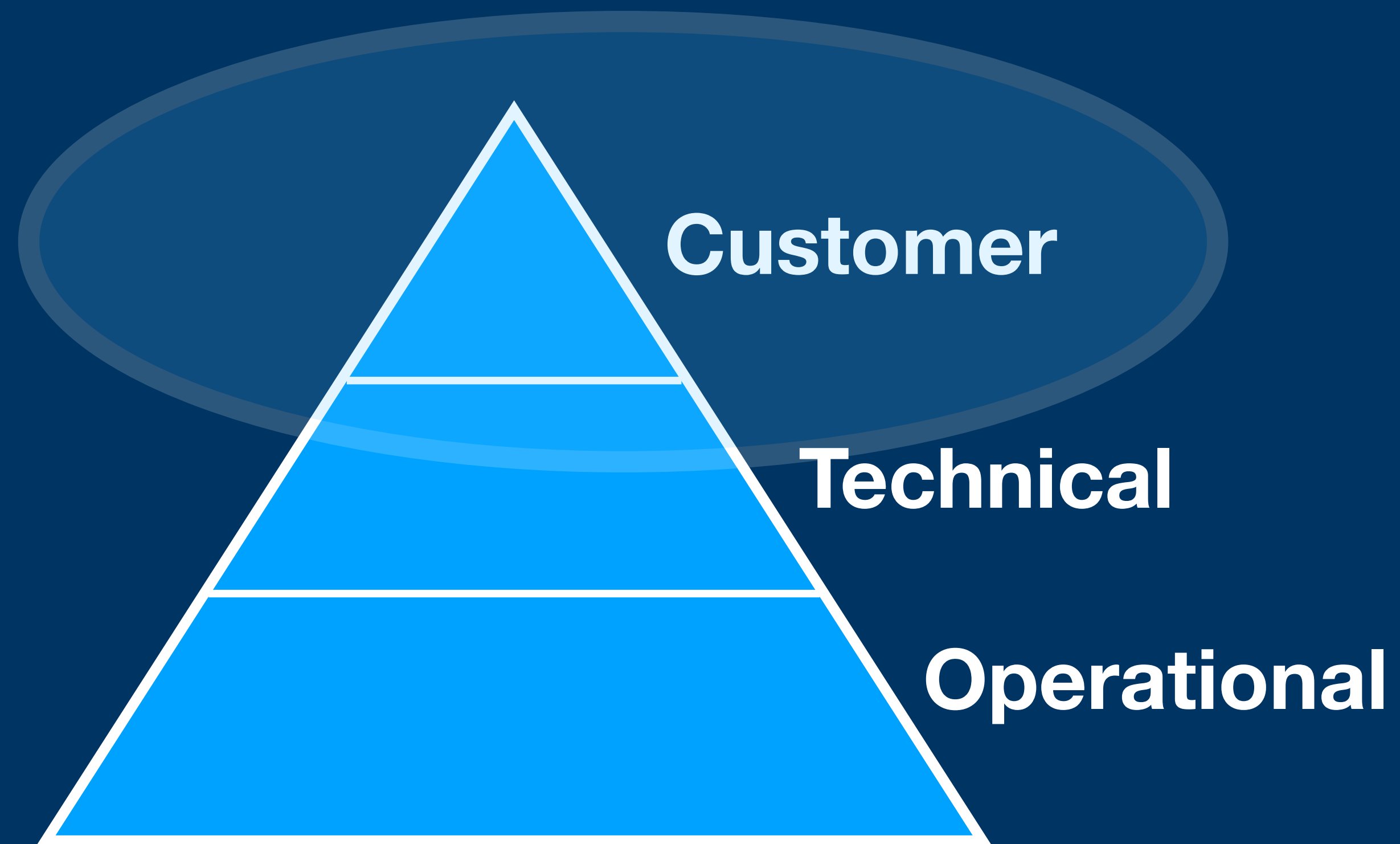


Next 

Previous 

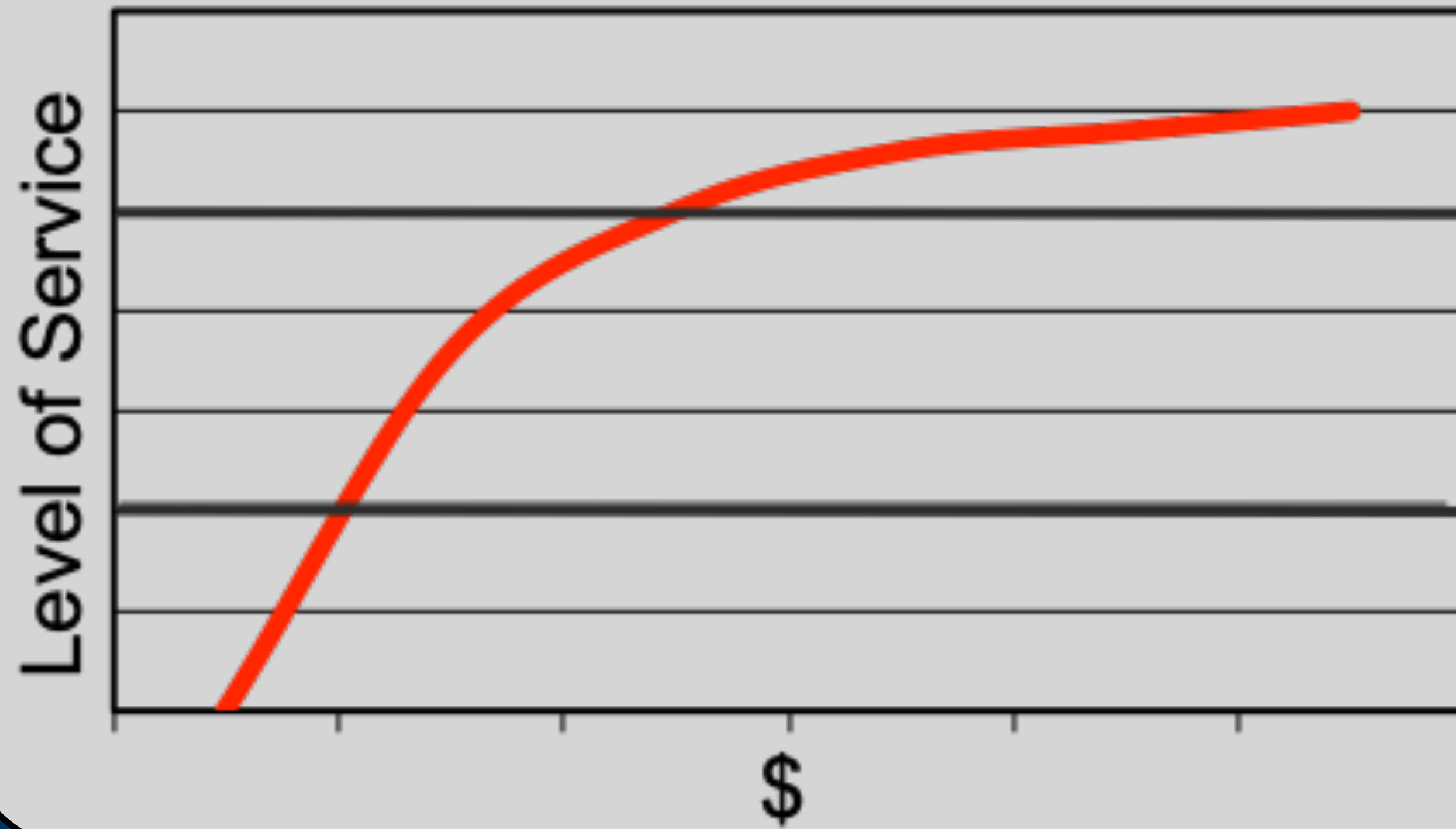
Levels of Service

Levels of Service



Level of Service

LOS-Cost Curve



Level of Service



Function

Capacity

Condition

Level of Service



	1	2	3	4
Service	POOR	NOT BAD	BETTER	GOLD PLATED

Level of Service

	1	2	3	4
Service	POOR	NOT BAD	BETTER	GOLD PLATED

Level of Service

	1	2	3	4
Service	POOR	NOT BAD	BETTER	GOLD PLATED
Service	POOR	NOT BAD	BETTER	GOLD PLATED
Service	POOR	NOT BAD	BETTER	GOLD PLATED

Level of Service

	1	2	3	4
Function	POOR	NOT BAD	BETTER	GOLD PLATED
Capacity	POOR	NOT BAD	BETTER	GOLD PLATED
Condition	POOR	NOT BAD	BETTER	GOLD PLATED

Level of Service

Roads - Snow Removal

	1	2	3	4
Time To Clear	POOR	NOT BAD	BETTER	GOLD PLATED
Lane Width	POOR	NOT BAD	BETTER	GOLD PLATED
Driveways	POOR	NOT BAD	BETTER	GOLD PLATED

Level of Service

Roads - Snow Removal

	1	2	3	4
Time To Clear	POOR	NOT BAD	BETTER	GOLD PLATED
Lane Width	POOR	NOT BAD	BETTER	GOLD PLATED
Driveways	POOR	NOT BAD	BETTER	GOLD PLATED

Level of Service

Roads - Snow Removal

	1	2	3	4	LOS #
Time To Clear	POOR	NOT BAD	BETTER	GOLD PLATED	3
Lane Width	POOR	NOT BAD	BETTER	GOLD PLATED	2
Driveways	POOR	NOT BAD	BETTER	GOLD PLATED	4
TOTAL LOS					3.0

Level of Service

Roads - Snow Removal

We're going to set our LOS for **DORIANVILLE**

1) Time to Plow the Roads

2) Minimum Lane Width

3) Clearing Residential Driveways

 **Poll locked.** Responses not accepted.

Visual settings



Activate



Show responses



Lock



Clear responses



Full screen



What should be our Target Time to Plow the Roads?

Mother Nature brought
it...she can take it away

3%

48 Hours after the
Snow ends

61%

8 Hours after the Snow
ends

35%

We Plow it as soon as it
hits the Ground

Next



Previous



What should our Minimum Lane Width (before hauling windrows)

Curb to Curb - every time

No less than 9' wide

71%


Two cars can barely squeeze by

29%

The width of an Austin Mini

 **Poll locked.** Responses not accepted.

Visual settings 

Activate 

Show responses 

Lock 

Clear responses 

Full screen 

What do we do with Residential Driveways

Keep them open. Come back if missed.

17%

Allow up to 1 foot of a snow ridge


53%


Allow up to 4 inches of a snow ridge

20%

Fill them with snow off end of the plow

10%

Next 

Previous 

Level of Service

Recreation - Outdoor Playspaces

We're going to set our LOS

1) Playspace Quality

2) Where are they located?

3) Are they supervised?

What is the Quality of our outdoor Playspaces?

Disneyland Quality


Active Spaces with
a Water Feature

CSA Approved
Structures

Get a Rock

 **Poll locked.** Responses not accepted.

Visual settings 

Activate 

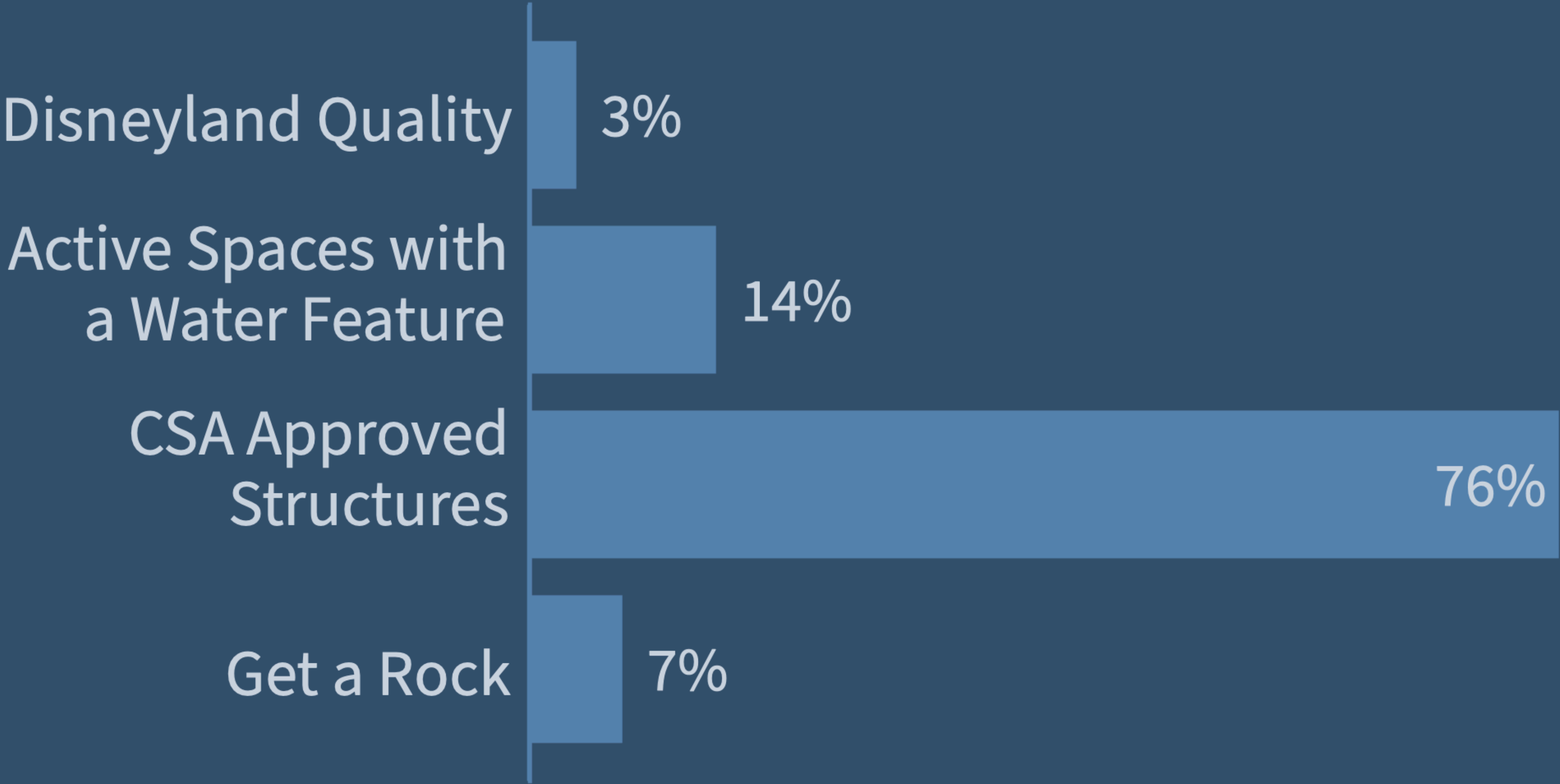
Show responses 


Lock 


Clear responses 

Full screen 

What is the Quality of our outdoor Playspaces?



Next 

Previous 

 **Poll locked.** Responses not accepted.

Visual settings 

Activate 

Show responses 

Lock 

Clear responses 

Full screen 

Where are our Playspaces Located?

One in every neighbourhood.
< 1km apart

19%

Playspaces > 1 km and
< 3 km apart

65%

Playspace > 3 km apart

10%

We have one. Hope you like
it.

6%

Next 

Previous 

 **Poll locked.** Responses not accepted.

Visual settings



Activate



Show responses



Lock



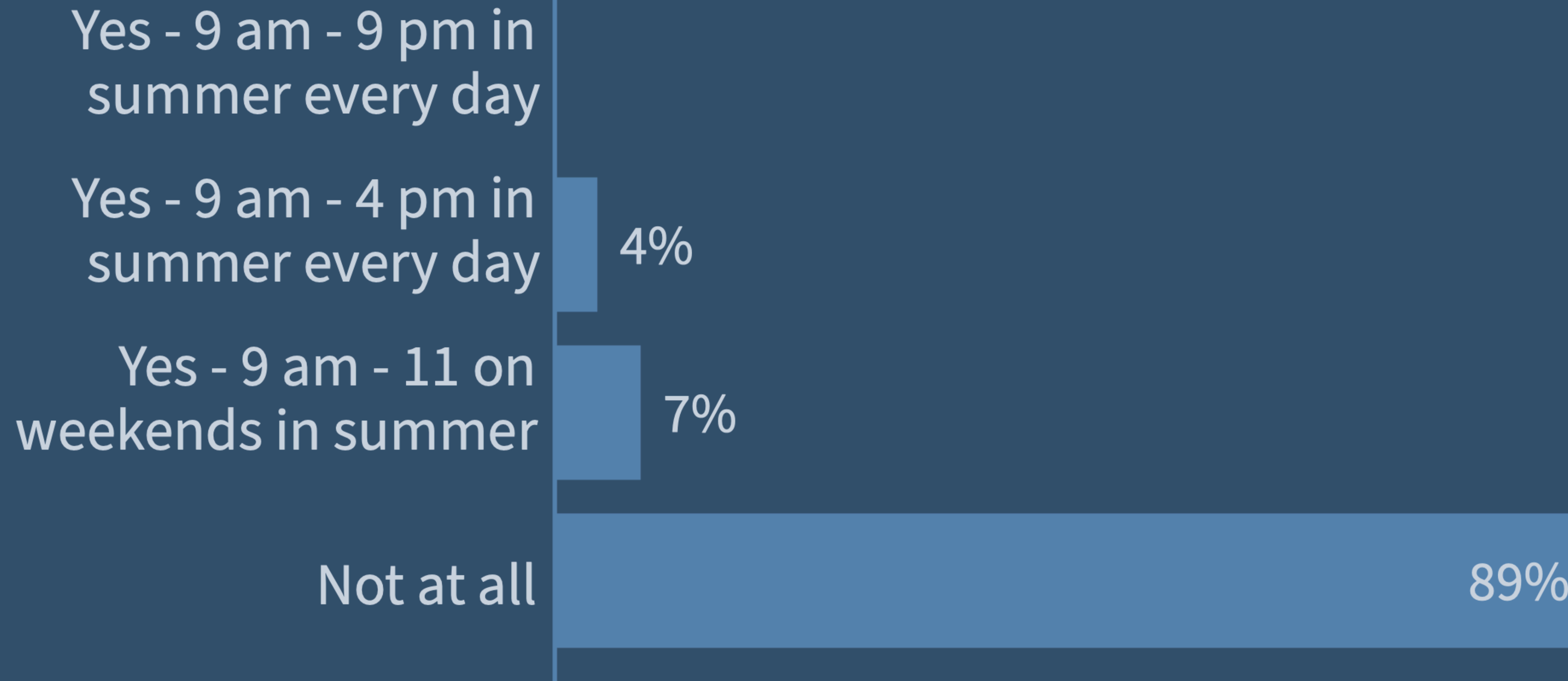
Clear responses



Full screen



Are our Playspaces supervised



Next



Previous



Level of Service

Roads - Snow Removal

	1	2	3	4	LOS #
Time To Clear	POOR	NOT BAD	BETTER	GOLD PLATED	3
Lane Width	POOR	NOT BAD	BETTER	GOLD PLATED	2
Driveways	POOR	NOT BAD	BETTER	GOLD PLATED	4
TOTAL LOS					3.0

Risk

Risk

From Feb 2019 IAMA

Risk a consequence of LOS

Risk can be mitigated

Risk can be tolerated

Risk is a key part of Governance

Risk

Consequence				
		Likelihood		
		L	M	H
H		Medium	High	Critical
M		Low	Medium	High
L		Low	Low	Medium

Risk

Medium	High	Critical
Low	Medium	High
Low	Low	Medium

Risk

Safety – death; injury; illness;

Financial – assets; salary; budget

Environmental – snow, rain, draught

Legal – lawsuits; complaints; legislation

Political – political response to social issues


Human – culture; stress; harassment

Reputational – actual v perceived

Medium	High	Critical
Low	Medium	High
Low	Low	Medium

Risk

Medium	High	Critical
Low	Medium	High
Low	Low	Medium

RISK EXERCISE – PARK A – CURRENT RISK LEVEL			
CONSEQUENCE	LIKELIHOOD	CONSEQUENCE IMPACT LEVEL	RISK LEVEL
Safety	HIGH	HIGH	CRITICAL
Financial	LOW	LOW	LOW
Reputational	MEDIUM	MEDIUM	MEDIUM
Legal	LOW	HIGH	MEDIUM
		OVERALL RISK	CRITICAL


Risk

Roads - Snow Removal

**What is the Risk of Our Municipality
experiencing a snowstorm that
takes 4 days to dig out from?**

 **Poll locked.** Responses not accepted.

Visual settings 

Activate 

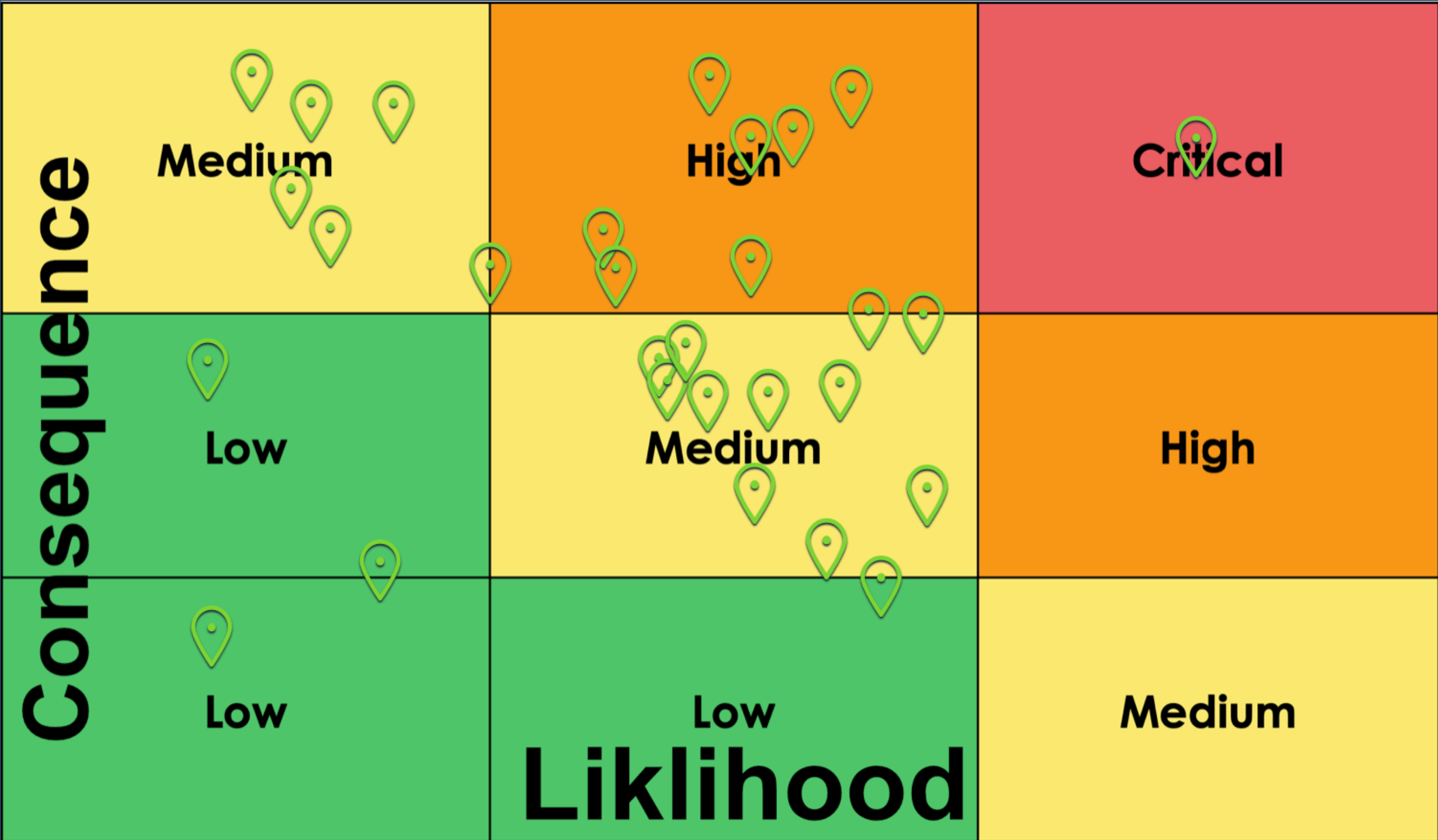
Show responses 

Lock 

Clear responses 


Full screen 

What is the Risk of Our Municipality experiencing a snowstorm that takes 4 days to dig out from?



Total Results: 29

Next 

Previous 

Risk

Recreation - Outdoor Playspaces

**What is the Risk of a FATAL injury
at one of our Play Spaces?**

 **Poll locked.** Responses not accepted.

Visual settings 

Activate 

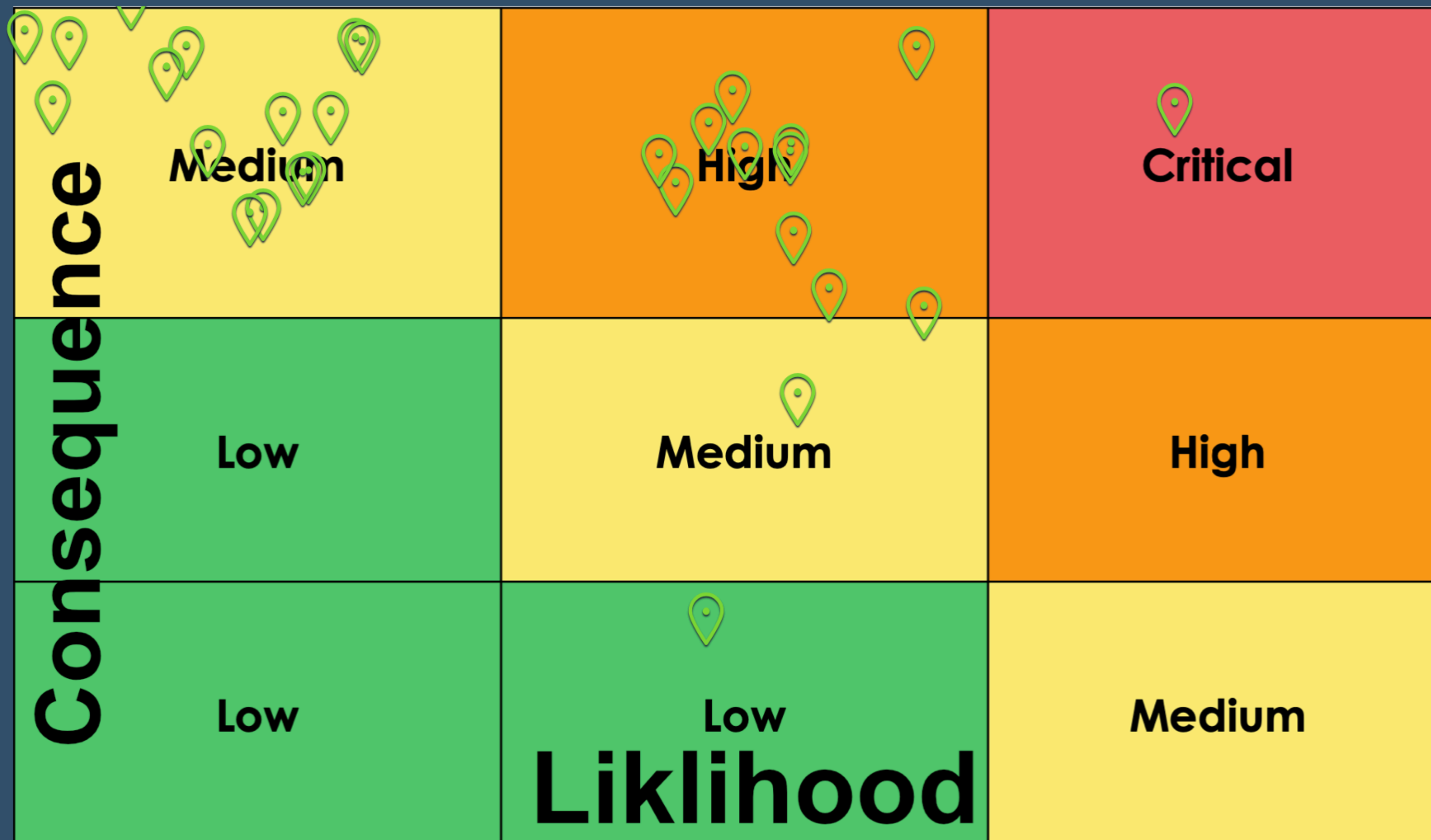
Show responses 

Lock 

Clear responses 

Full screen 

What is the Risk of a FATAL injury at one of our Play Spaces?



Total Results: 29

Next 

Previous 

Strategy

Strategy

Strategy is about saying **NO**
to some things....so you
can say **YES** to others

 **Poll locked.** Responses not accepted.

Visual settings 

Activate 

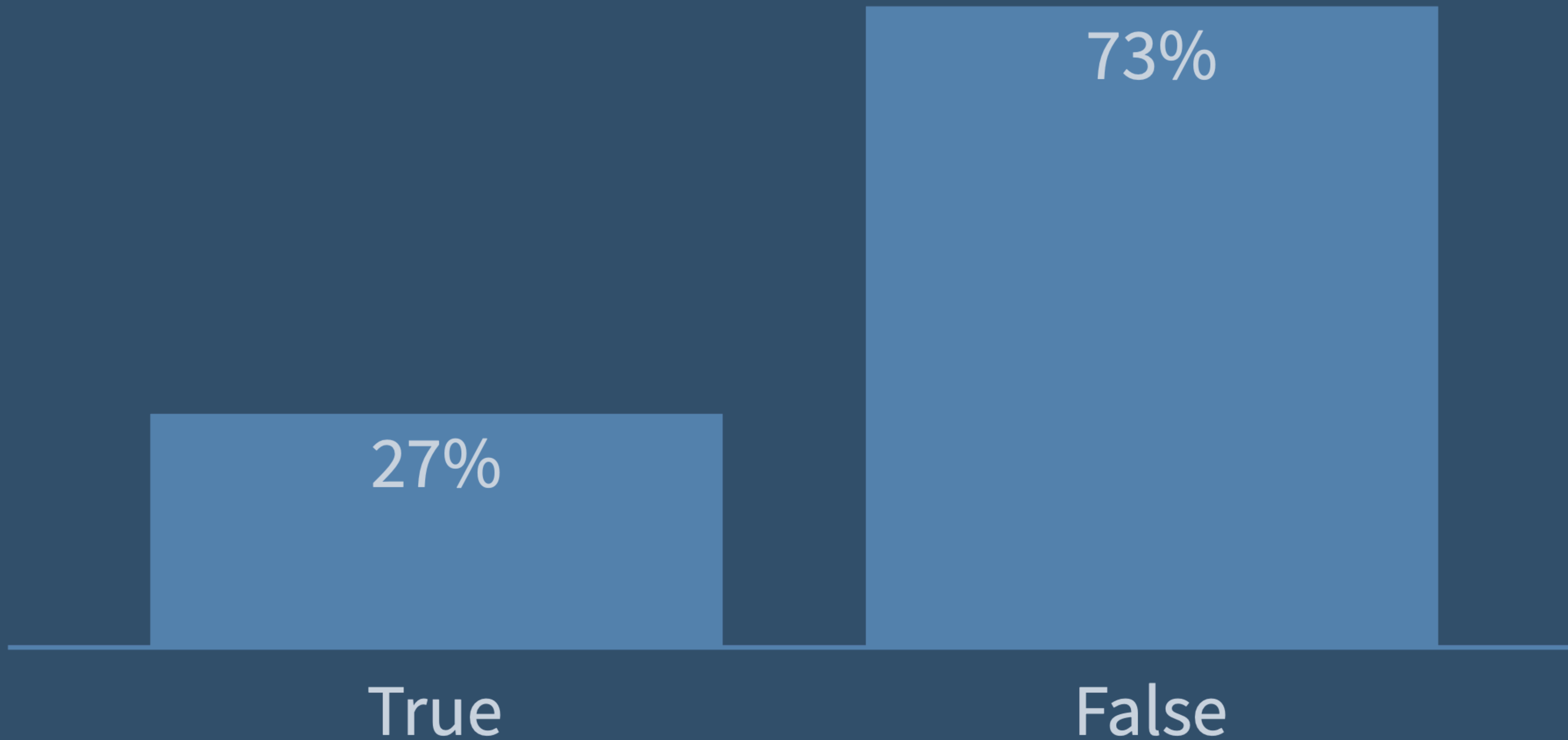
Show responses 

Lock 

Clear responses 

Full screen 

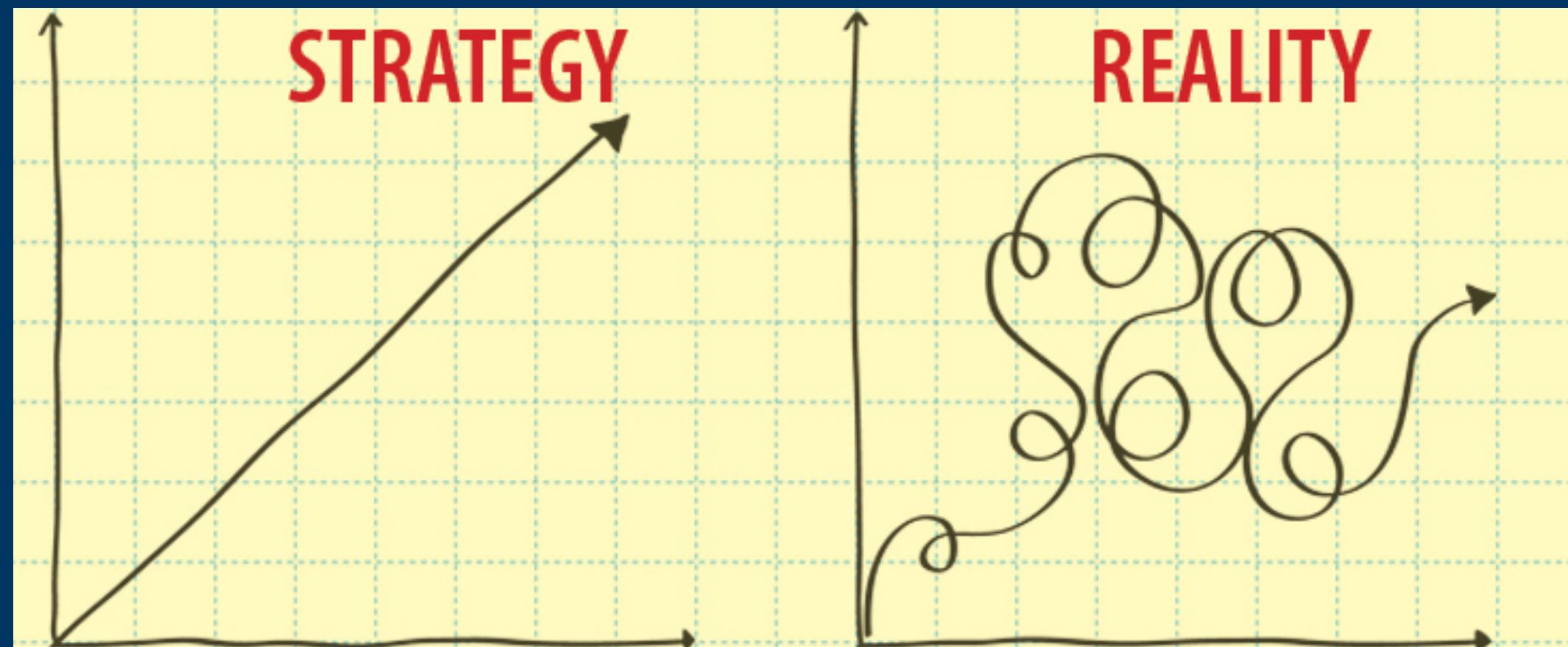
If you have UNLIMITED resources, you don't need Strategy



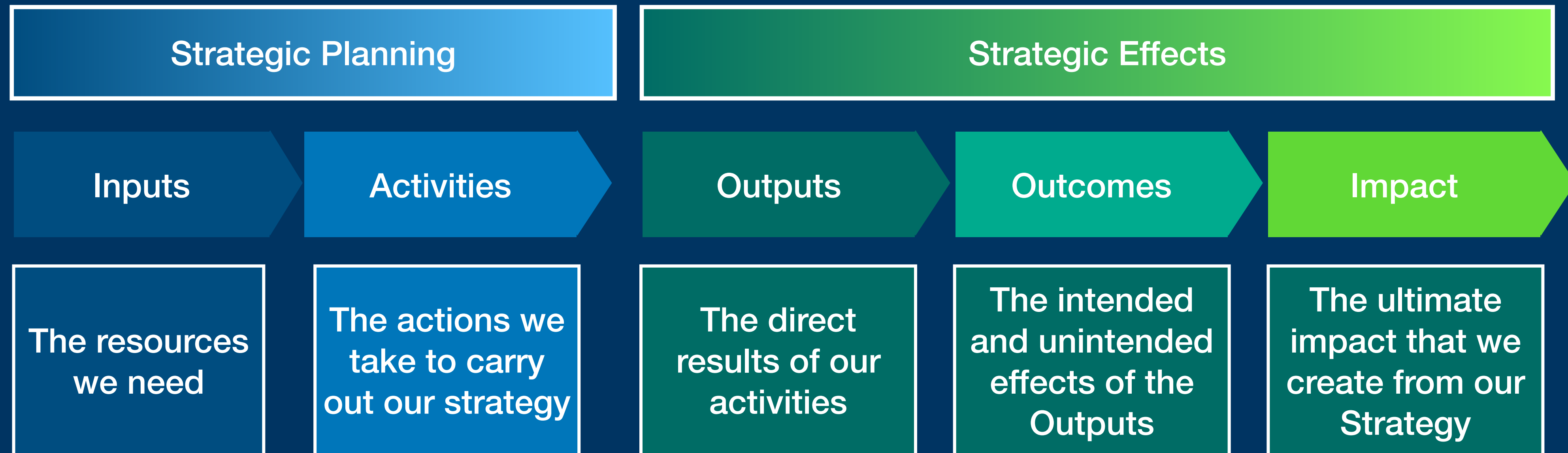
Next 

Previous 

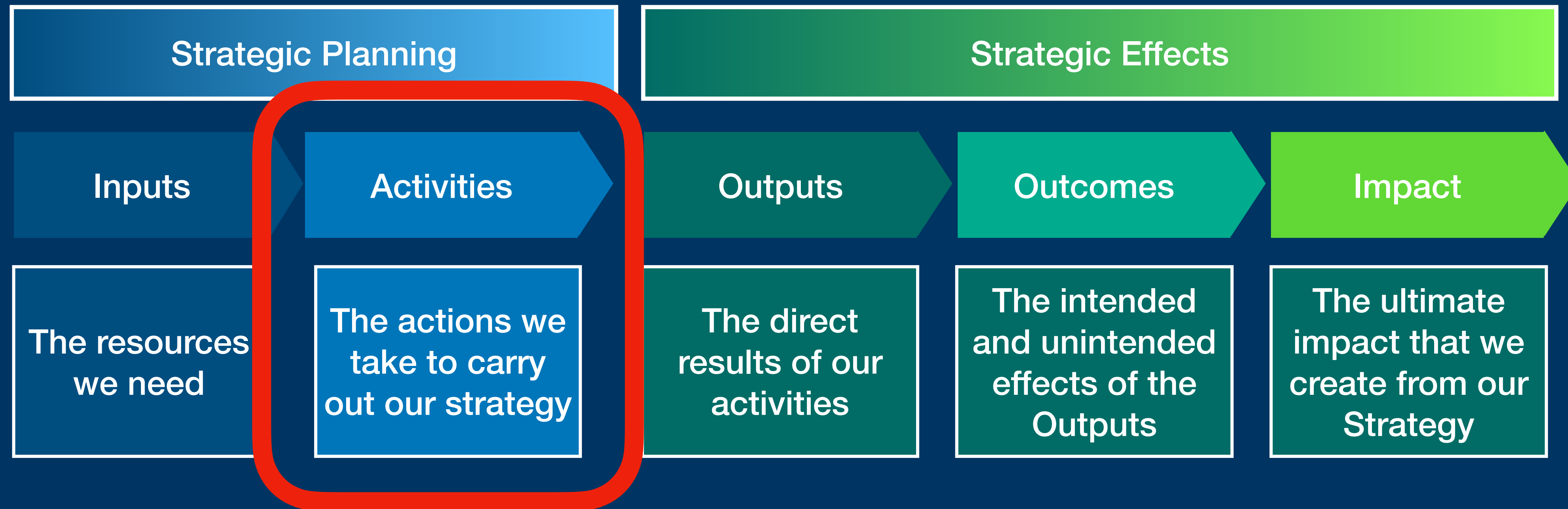
Strategy



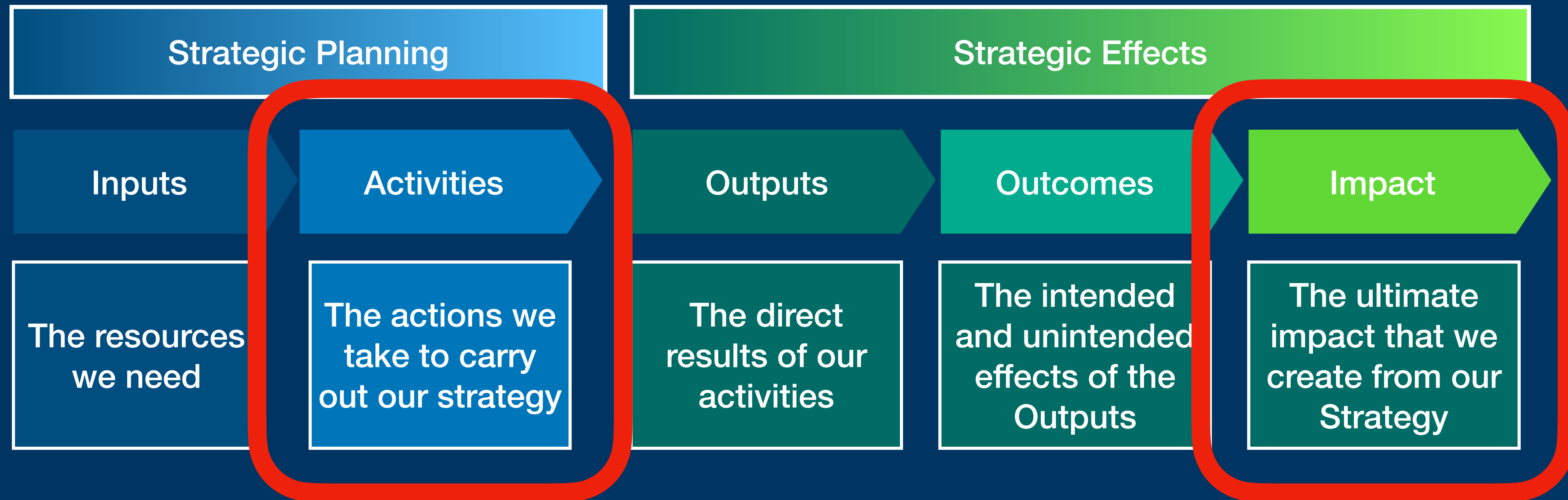
Strategy



Strategy



Strategy



Strategy

Typical Themes

Economy / Growth

Quality of Life / Safety

Infrastructure / Sustainability

Environment / Climate

Fiscal / Affordability

Strategy: Provide Recreation Opportunities to improve quality of life - Which Statement links stronger to the Strategy?

We have 12 outdoor Playspaces and we're going to build another 6

A

90% of our outdoor Playspaces are within 500m of our under 14 demographic and are utilized 74% of daylight hours in the summer

B

 **Poll locked.** Responses not accepted.

Visual settings 

Activate 

Show responses 

Lock 

Clear responses 

Full screen 

Strategy: Provide Recreation Opportunities to improve quality of life - Which Statement links stronger to the Strategy?

We have 12 outdoor Playspaces and we're going to build another 6

90% of our outdoor Playspaces are within 500m of our under 14 demographic and are utilized 74% of daylight hours in the summer


100%

Next 

 Previous

Now What?

Now What?



LADDERUP
Consulting Ltd.

Now What?

Having gone through this we can....


Describe Core v Discretionary

Define the LOS we deliver

Understand our Risk Profile


Know if this supports Strategy

Lets Put It Together.....



Municipal Sample

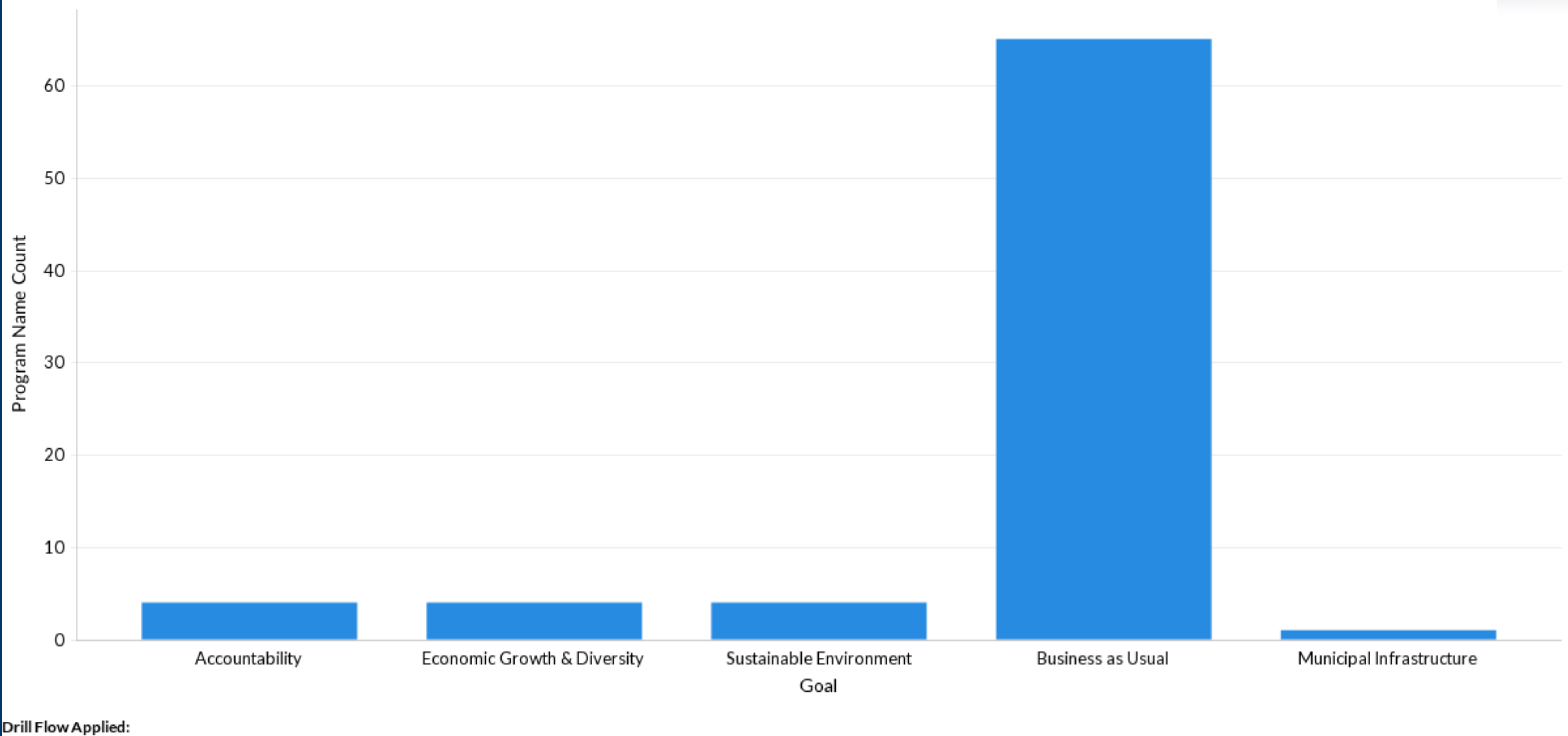

Level of Service & Risk



<input type="checkbox"/> Program Name		Program Description	Q - Aggregated Level of Service	Q - Aggregated Risk R...	Q - Sum of ...
<input type="checkbox"/> Movement of People & Goods > Road Service					
	Emergency Response Barricading	Responding to emergent calls for Traffic Barricading needs	4.00	0.00	\$ 450,000.00
	Grading of roads	Grading of roads	2.00	0.00	\$ 150,000.00
	Pothole Patching	Patch Potholes as required in paved roads	3.20	11.20	\$ 310,000.00
	Road Sweeping	Road Sweeping	3.00	0.00	\$ 200,000.00
	Roads Patching - Permanent	Roads patching permeant	2.50	0.00	\$ 250,000.00
	Winter Maintenance Service - Class 1 Roads	Maintain Roads in winter or safe driving conditions. Plow Class 1 Roads within 12 hours after the end of a snowfall. Maintain driving surfaces ice free.	3.48	12.60	\$ 1,203,750.00
	Winter Maintenance Service - Class 2 Roads	Maintain Roads in winter or safe driving conditions. Plow Class 2 Roads within 24 hours after the end of a snowfall. Maintain driving surfaces ice free.	3.15	10.80	\$ 1,578,750.00
	Winter Maintenance Service - Class 3 Roads	Maintain Roads in winter or safe driving conditions. Plow Class 3 Roads within 72 hours after the end of a snowfall. Maintain driving surfaces ice free.	3.15	8.00	\$ 1,528,750.00
	Winter sanding	Winter sanding			
			Average : 3.06	Average : 5.32	\$ 5,671,250.00

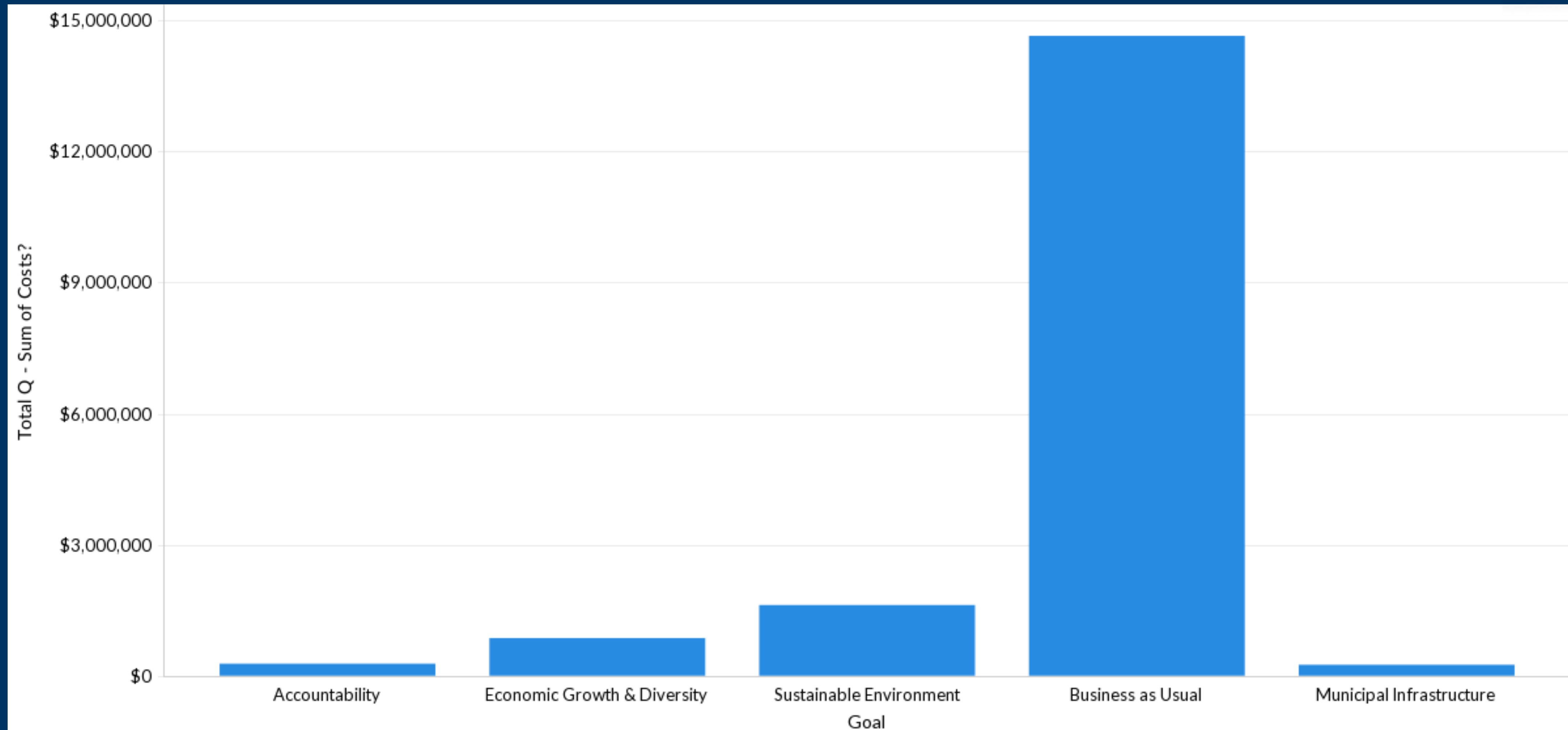

Municipal Sample

Number of Programs supporting Strategy



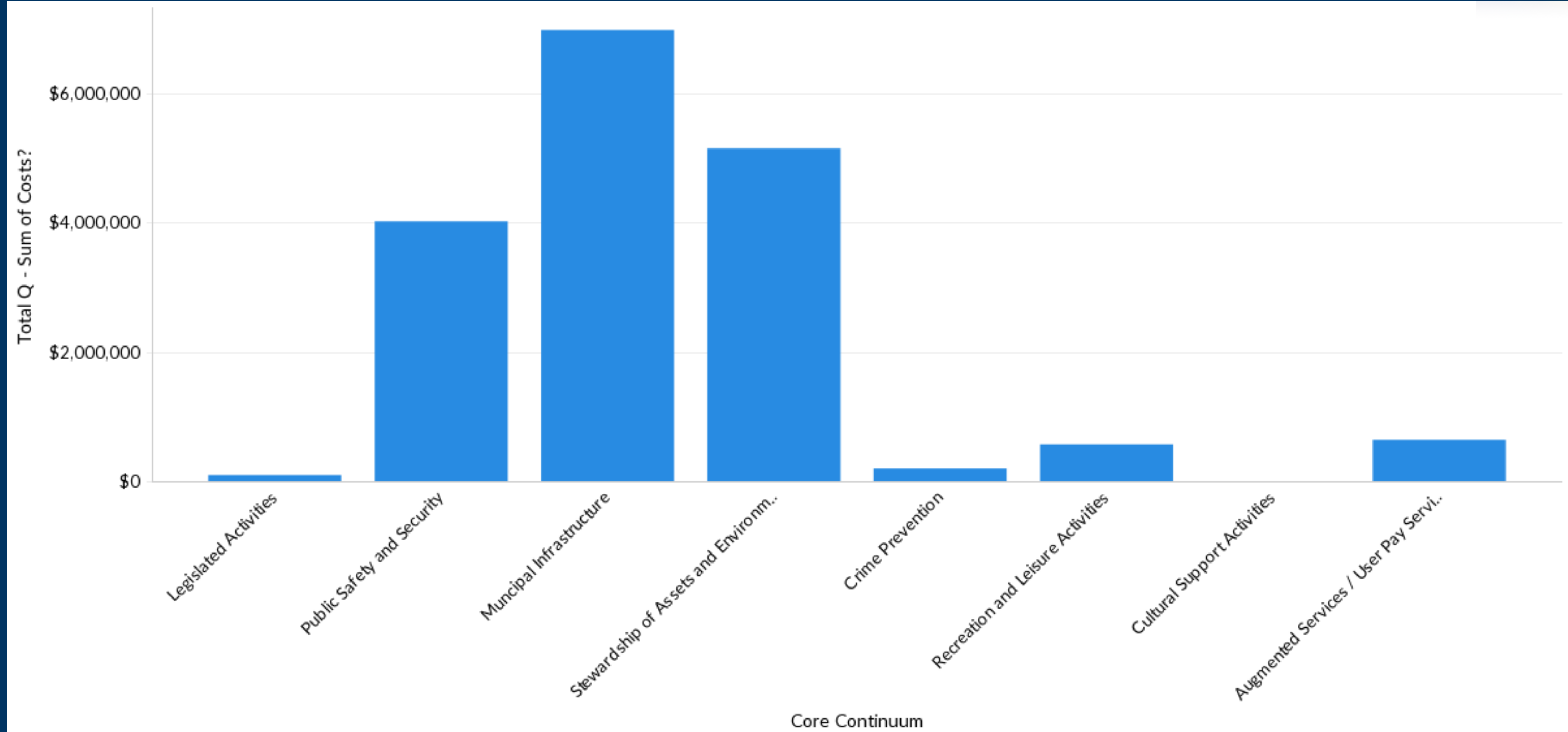

Municipal Sample

Cost of Programs supporting Strategy



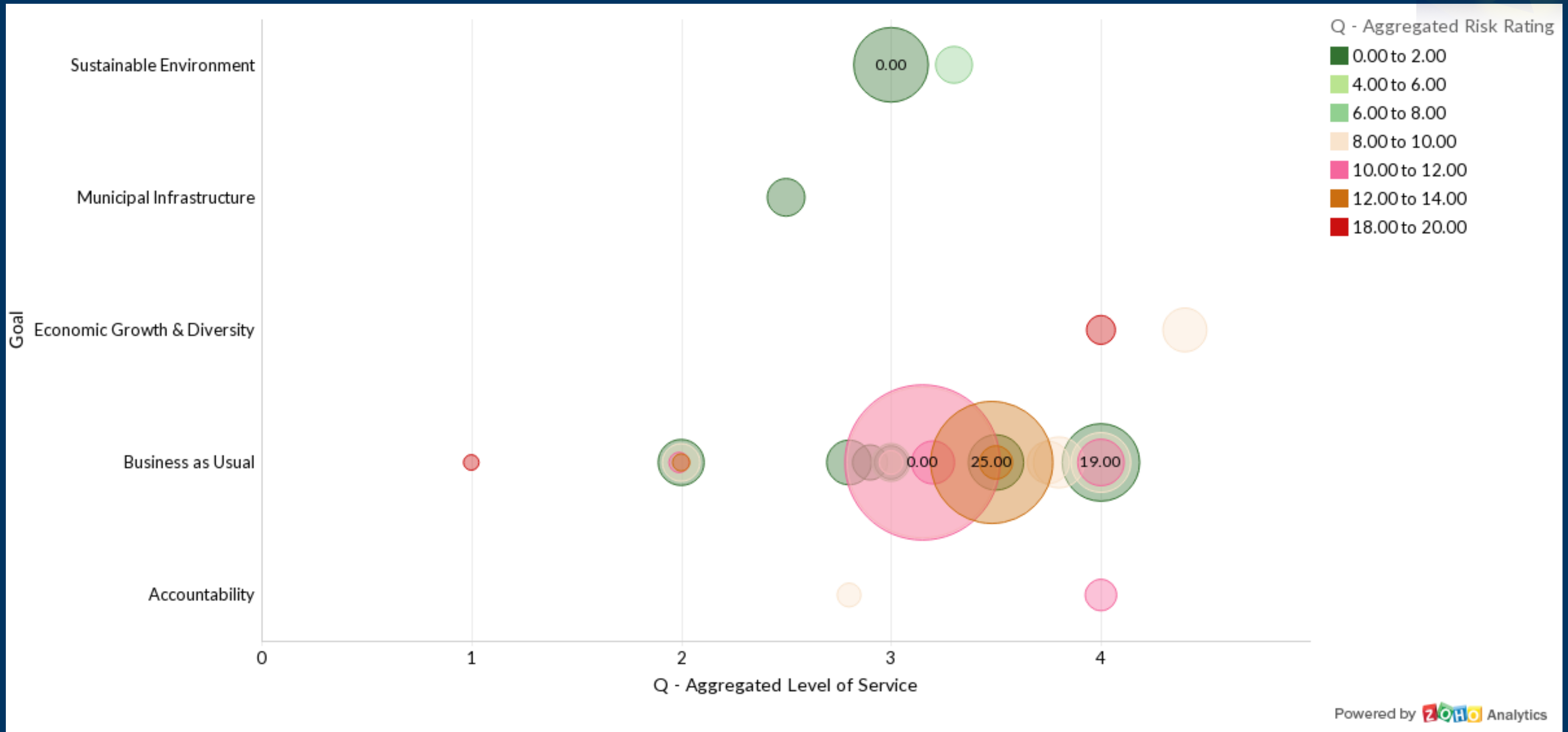

Municipal Sample

Cost of Programs Core vs. Discretionary



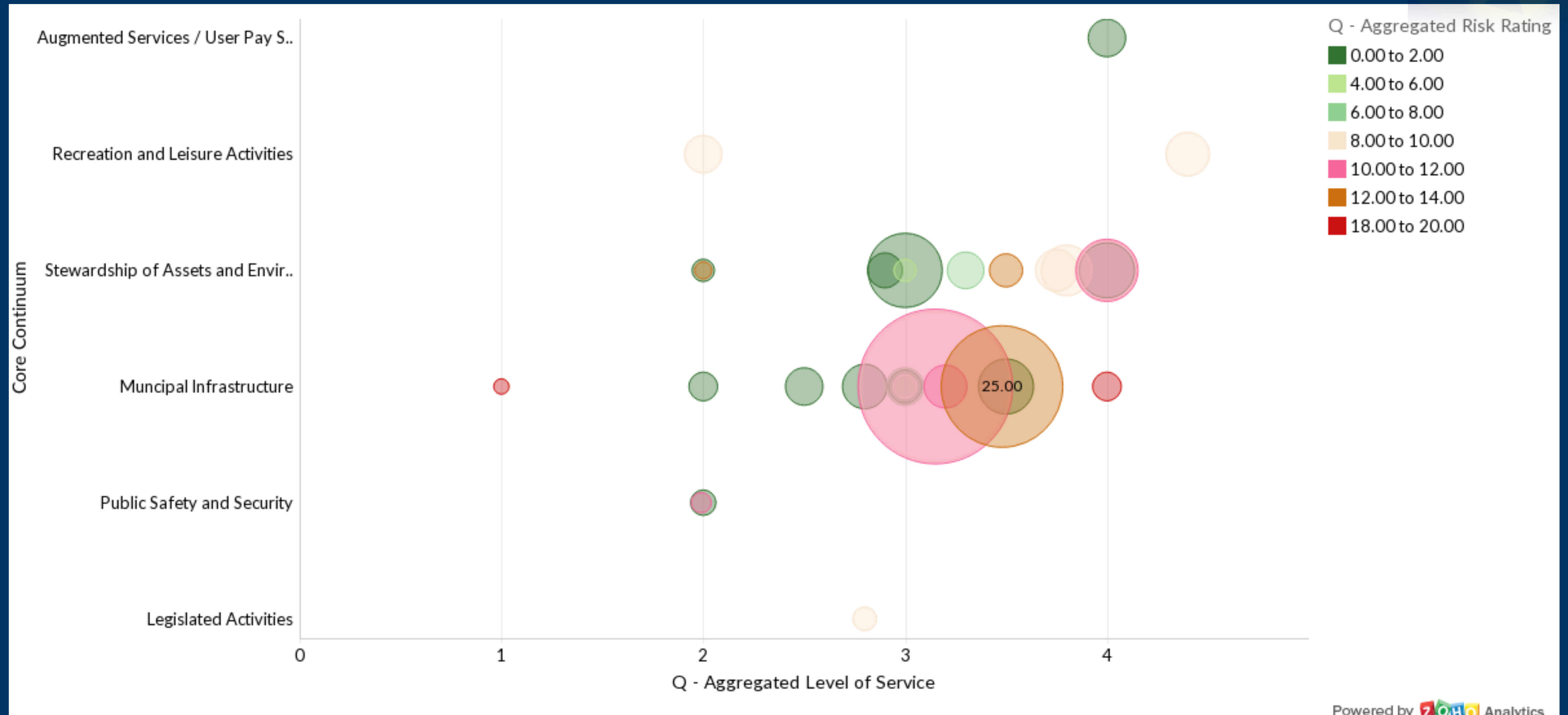

Municipal Sample

LOS vs. Strategic Goal (Plus Risk, Cost & FTEs)



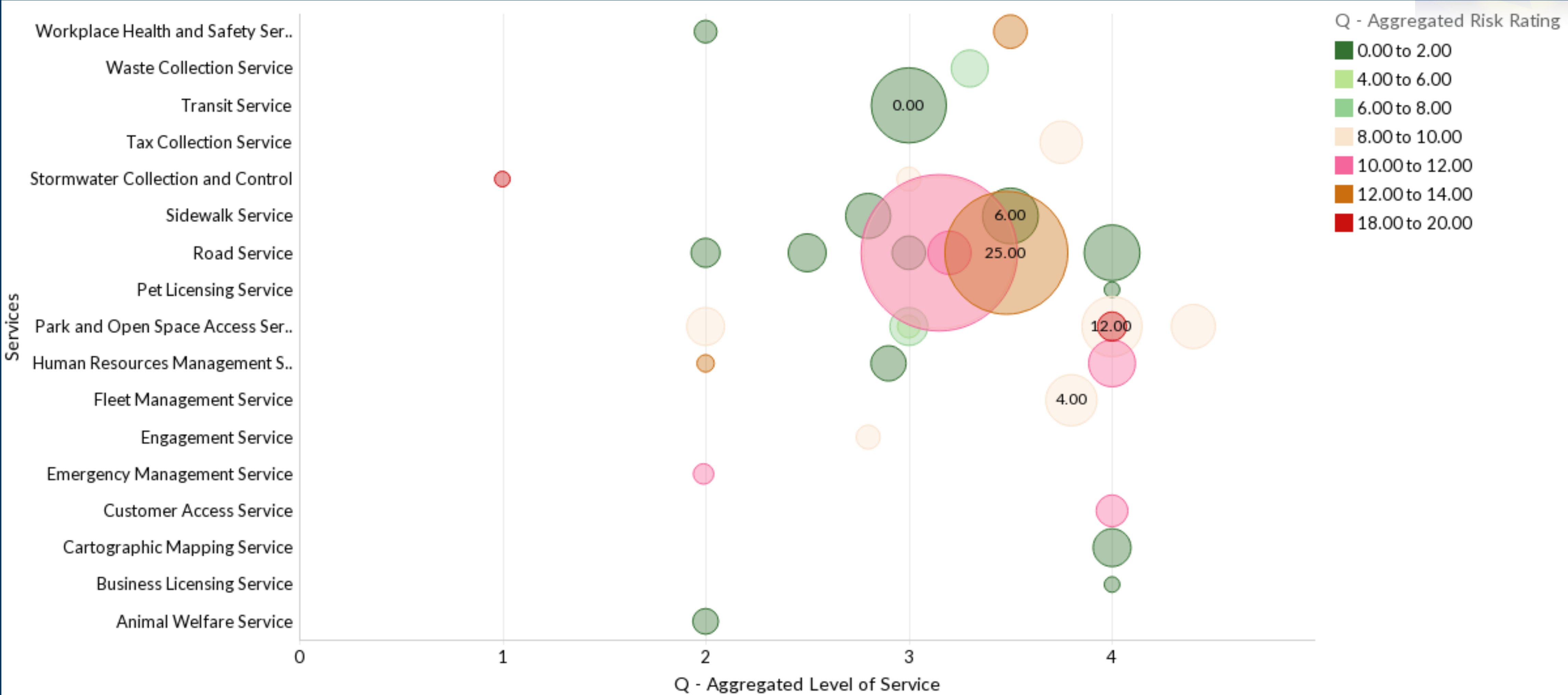

Municipal Sample

LOS vs. Core/NonCore (Plus Risk, Cost & FTEs)



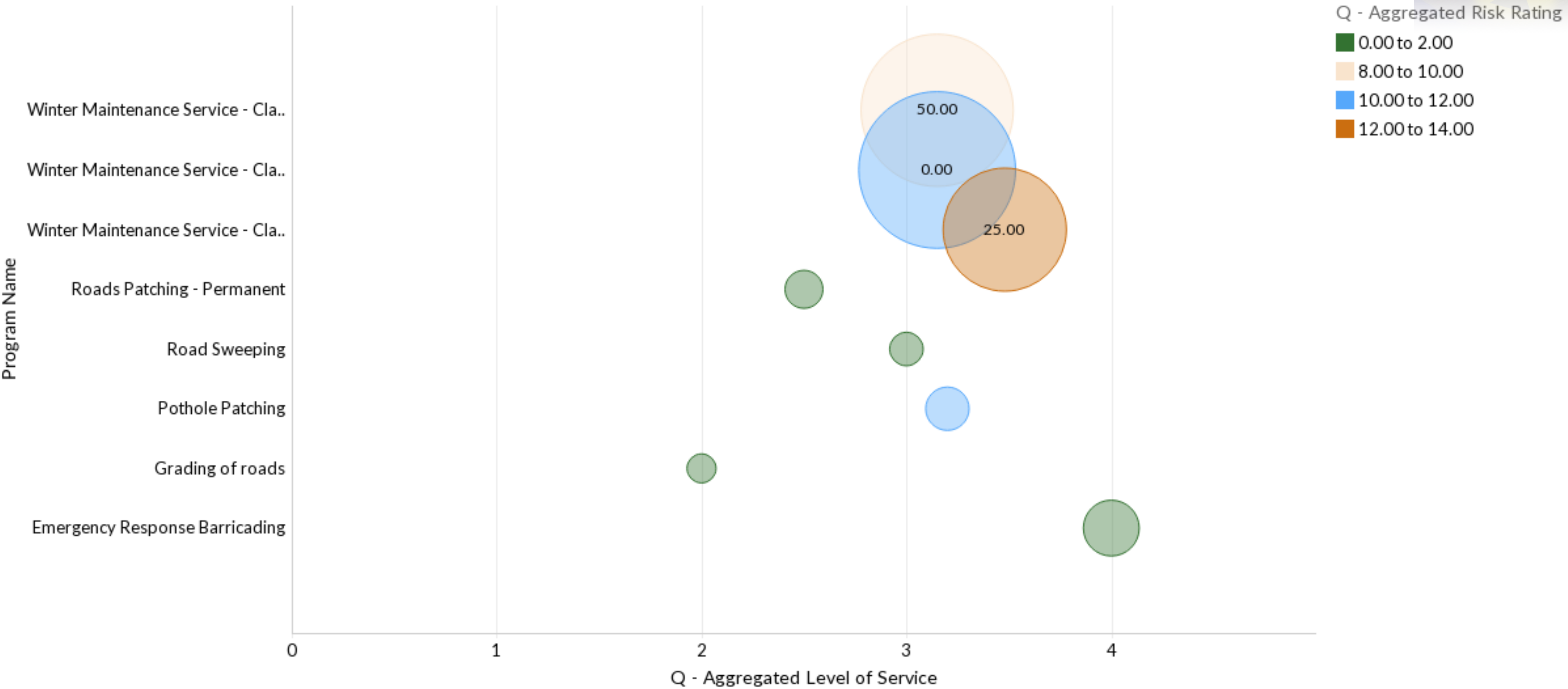

Municipal Sample

LOS vs. Service (Plus Risk, Cost & FTEs)




Municipal Sample

LOS vs. Service (Plus Risk, Cost & FTEs)



Can we tell a different story?



Core v Discretionary Services ✓

Levels Of Service ✓

Risk Assessment ✓

Strategic Alignment ✓

Would that let you make
different budget decisions?
With a Scalpel?

LADDERUP
Consulting Ltd.

“A journey of a thousand
miles begins with a
single step”

Lao- tzu (604 BC - 531 BC)

LADDERUP
Consulting Ltd.

“A journey of a thousand
miles begins with a
single step”

Lao- tzu (604 BC - 531 BC)

“The Trucks are White”

Brian Neibrandt, City of Yorkton 1995

LADDERUP
Consulting Ltd.

**Surgery with a Scalpel?
or a Chainsaw**

Thank you

LADDERUP
Consulting Ltd.

LADDERUP
Consulting Ltd.